

JC TriToon Marine

THE ORIGINAL TRITOON

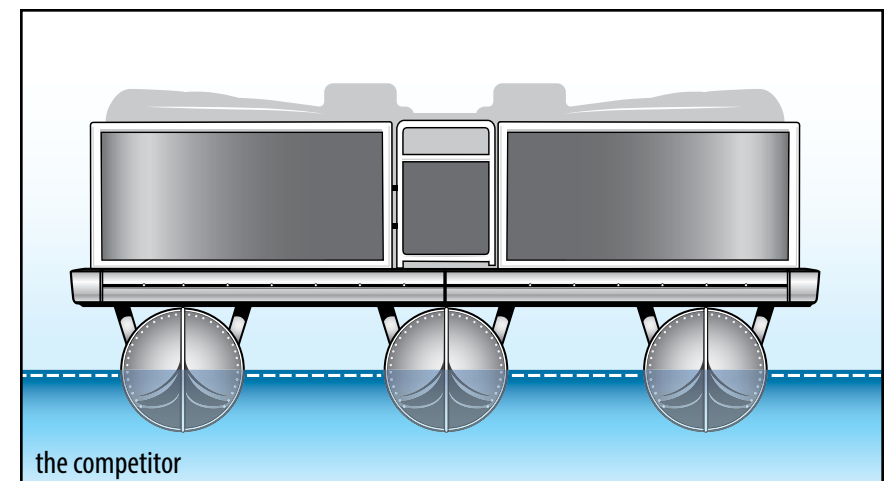
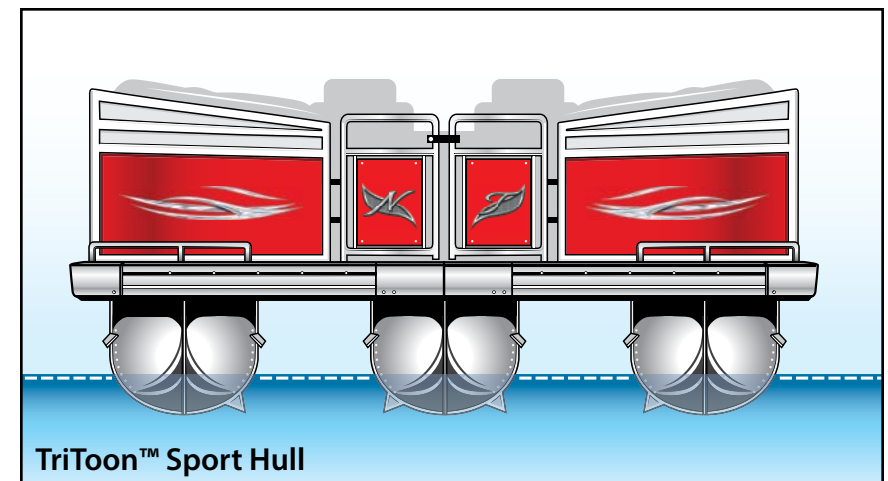
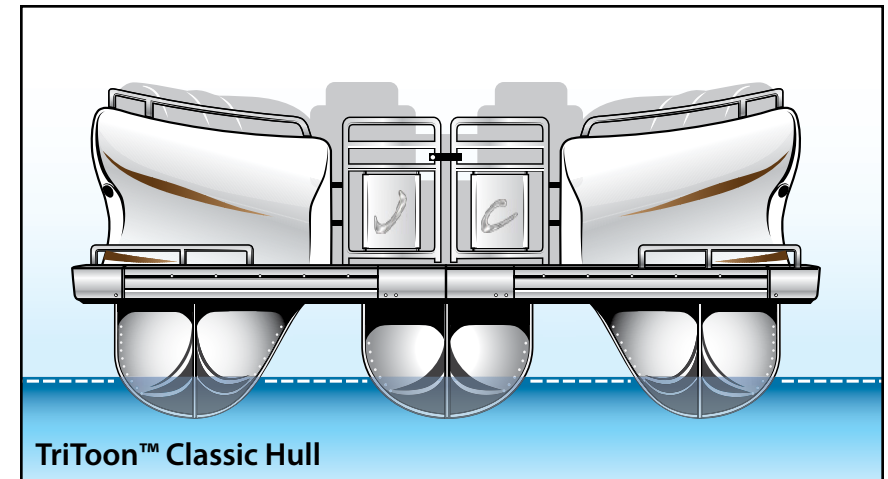
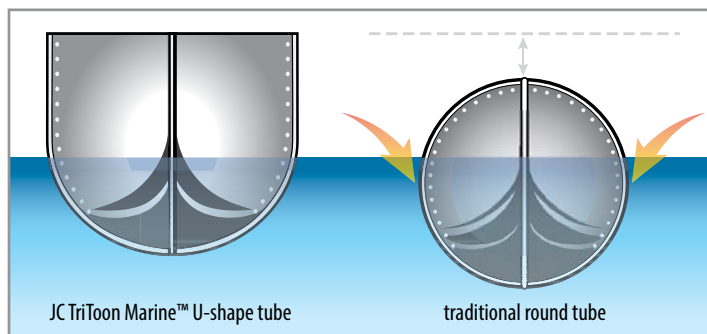


Spirit . NepToon . SunLounger . SportToon . TriToon Classic

JC TriToon Marine

A D V A N T A G E

- U-shaped pontoons offer **greater volume and carrying capacity** (1-2 person increase on average). Ride higher and drier. U-shape prevents water from getting on top of pontoon and weighing it down.
- **Cross frames are bolted directly to pontoons** offering unmatched durability and strength. U-shaped tubes have **no stress on welds**, like round tubes have, because U-shaped tubes are bolted directly to cross members which increases the structural integrity. They are **NOT** bolted to a bracket that is then welded to the tubes which reduces the structural integrity of the overall boat.
- **Full length center pontoon on ALL TriToon/Three Tube boats** adds performance and quality of ride versus the partial third tube that is offered by some competitors.
- The TriToon™ Classic U-shaped tube design is able to **retain buoyancy despite heavier loads**. As a result, the design offers smoother, more responsive handling.
- The TriToon™ Sport tube hull and tube design includes additional design innovations that **reduce water loads** and **allows for nearly seamless, cut-through performance**.
- Traditional round tubes used by competitors yields to more resistance and decreases the boat handling because the hull sits deeper in the water.



engineered for PERFORMANCE

TriToon™ Classic Hull (formerly TriToon)

We designed the TriToon Classic hull over 25 years ago. For a combination of smooth ride, precise handling and incredible durability; it remains the industry leader. Heavy-duty .125 gauge aluminum, 45 gallon in-tube fuel tank and in-tube anchor locker are standard on this hull. In-tube ski storage is available as an option. The TriToon Classic hull is used on all TriToon Classic models.

TriToon™ is a registered trademark of JC Manufacturing.



TT (TriToon™) Hull

The TT (*TriToon*) hull uses three tubes (24" x 24") with the transom integrated into the center tube. This hull design features a standard in-tube 45 gallon fuel tank, aluminum bottom skin and optional in-tube ski storage. The TT (*TriToon*) hull is standard on the NepToon TT, SunLounger TT and Spirit TT.



Standard (twin tube) Hull

The standard hull for Spirit is the twin tube (24" x 24") hull. The optional aluminum bottom skin is recommended for horsepower over 70.



TriToon™ Sport Hull

The awesome TriToon Sport hull adds our exclusive lifting fin design to the TT (*TriToon*) hull. Our TriToon Sport hull not only increases top end speed but also yields handling that is as quick and precise as any sport boat. This hull features a 45 gallon in-tube fuel tank and optional in-tube ski storage. The TriToon Sport hull is standard on the SportToon TT, NepToon Sport TT, and SunLounger Sport TT. Lifting fins are an available option on the NepToon TT and SunLounger TT.



Celebrating Over 35 Years of Innovative Boat Design and Engineering



SPIRIT 242 SPORT



SPIRIT 221 SPORT

JC TriToon Marine

Access the legendary performance of TriToon Marine at a cost that affords you the excitement you're looking for — with the Spirit. Layout options offer the room for a perfect day making waves.

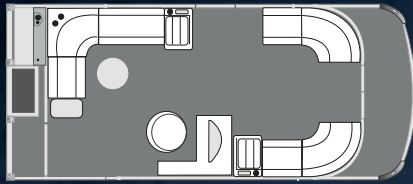


SPIRIT 242 SPORT

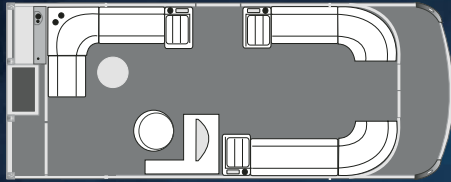


SPIRIT 242 SPORT

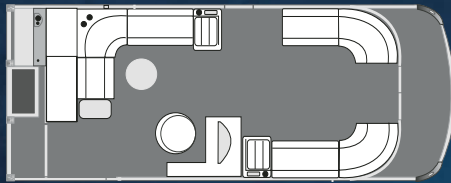
Spirit 201/201TT



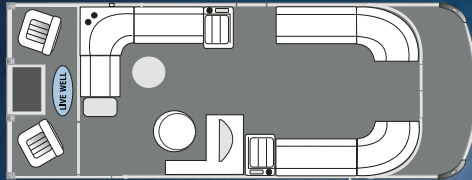
Spirit 221/221TT



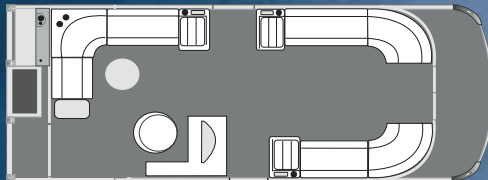
Spirit 222/222TT



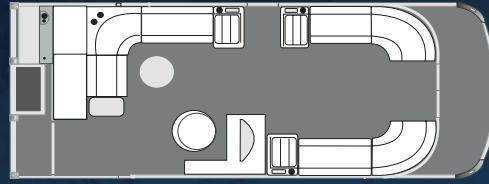
Spirit 223TT FISH



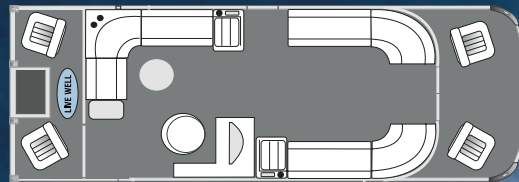
Spirit 241/241TT



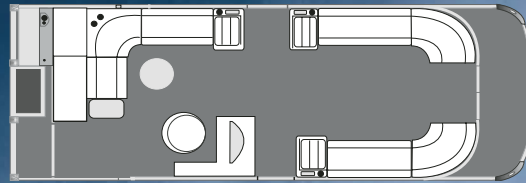
Spirit 242/242TT



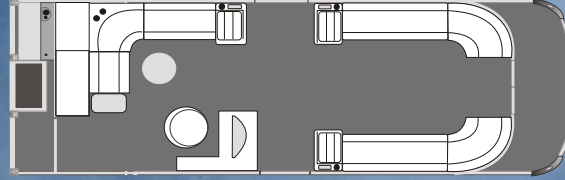
Spirit 243TT FISH



Spirit 262/262TT



Spirit 282/282TT



*Additional floorplans available. See dealer for more options.



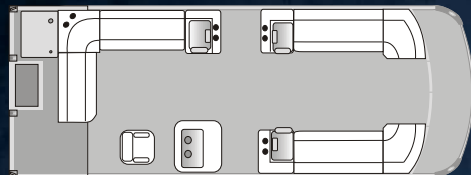
| SPIRIT . SPECIFICATIONS | 201 / 201TT / Sport | 221 / 221TT / Sport | 222 / 222TT / Sport | 223TT Fish / Sport | 241 / 241TT / Sport | 242 / 242TT / Sport | 243TT Fish / Sport | 262 / 262TT / Sport | 282 / 282TT / Sport |
|-------------------------|-------------------------|-------------------------|-------------------------|--------------------|-------------------------|-------------------------|--------------------|-------------------------|-------------------------|
| Hull Type | 2 tube / 3 tube / Sport | 2 tube / 3 tube / Sport | 2 tube / 3 tube / Sport | 3 tube / Sport | 2 tube / 3 tube / Sport | 2 tube / 3 tube / Sport | 3 tube / Sport | 2 tube / 3 tube / Sport | 2 tube / 3 tube / Sport |
| Pontoon Length | 19' | 21' | 21' | 21' | 23' | 23' | 23' | 25' | 27' |
| Pontoon Size (2 or 3) | 24" x 24" | 24" x 24" | 24" x 24" | 24" x 24" | 24" x 24" | 24" x 24" | 24" x 24" | 24" x 24" | 24" x 24" |
| Deck Size | 8' 6" x 19' 6" | 8' 6" x 21' 6" | 8' 6" x 21' 6" | 8' 6" x 21' 6" | 8' 6" x 23' 6" | 8' 6" x 23' 6" | 8' 6" x 23' 6" | 8' 6" x 25' 7" | 8' 6" x 27' 6" |
| Boat Weight (Lbs.)* | 1,725 / 2,000 / 2,050 | 1,875 / 2,200 / 2,250 | 1,875 / 2,200 / 2,250 | 2,200 / 2,250 | 2,025 / 2,400 / 2,450 | 2,025 / 2,400 / 2,450 | 2,400 / 2,450 | 2,175 / 2,600 | 2,325 / 2,800 / 2,850 |
| Person Capacity | 12 / 14 | 12 / 14 | 12 / 14 | 14 | 15 / 15 | 15 / 15 | 15 | 16 / 16 | 15 / 18 |
| Max Capacity (Lbs.) | 2,400 / 2,900 | 2,700 / 3,200 | 2,700 / 3,200 | 3,200 | 3,050 / 3,600 | 3,050 / 3,600 | 3,600 | 3,400 / 4,000 | 3,750 / 4,400 |
| Max Horsepower | 75 / 115 / 150 | 115 / 150 / 200 | 115 / 150 / 200 | 150 / 200 | 115 / 150 / 200 | 115 / 150 / 200 | 150 / 200 | 115 / 150 / 200 | 115 / 150 / 200 |

*Boat weights are approximate and do not take in account the weight of the engine

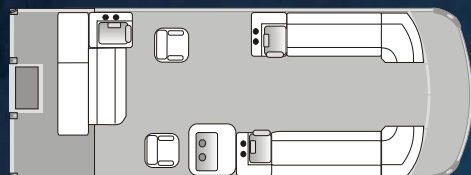


SPIRIT 243TT FISH

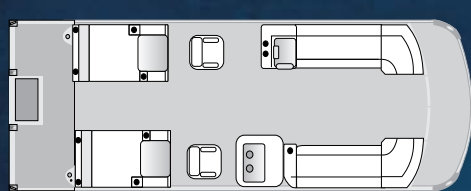
NepToon 23 CL

*"L" Group Standard Stern*

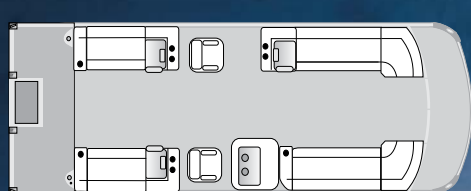
NepToon 23 CS

*Companion Seat*

NepToon 23 RFL

*Rear Facing Lounge (N/A in 21')*

NepToon 23 DSL

*Dual Stern Lounge*

*Additional floorplans available. See dealer for more options.



Jc TriToon Marine

Enter into full-scale family fun when you power up the NepToon. With a TriToon hull or TriToon sport hull as options, you can assure everyone of an amped up outing.



NepToon . SPECIFICATIONS

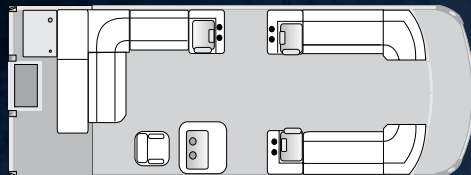
| | 21TT | 21TT Sport | 23TT | 23TT Sport |
|--------------------------|----------------|----------------|----------------|----------------|
| Hull Type | 3 tube | 3 tube | 3 tube | 3 tube |
| Pontoon Length | 21' | 21' | 23' | 23' |
| Aluminum Gauge Tube | .100 | .100 | .100 | .100 |
| Aluminum Gauge Nose Cone | .125 | .125 | .125 | .125 |
| Deck Size | 8' 6" x 21' 6" | 8' 6" x 21' 6" | 8' 6" x 23' 6" | 8' 6" x 23' 6" |
| Boat Weight (Lbs.)* | 2,200 | 2,250 | 2,400 | 2,450 |
| Person Capacity | 14 | 14 | 15 | 15 |
| Max Capacity (Lbs.) | 3,200 | 3,200 | 3,600 | 3,600 |
| Max Horsepower | 150 | 175 | 150 | 300 |

*Boat weights are approximate and do not take in account the weight of the engine



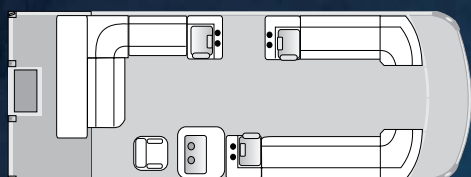
NEPTOON 23 CL SPORT

NepToon 25 CL



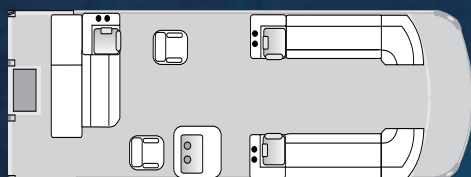
"L" Group Standard Stern

NepToon 25 OL



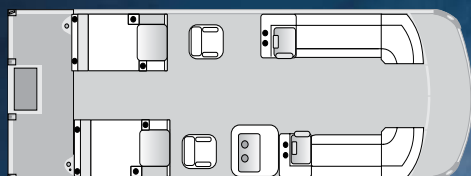
"L" Group Open Stern

NepToon 25 CS



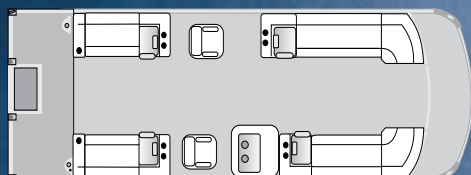
Companion Seat

NepToon 25 RFL



Rear Facing Lounge

NepToon 25 DSL



Dual Stern Lounge

*Additional floorplans available. See dealer for more options.



JC TriToon Marine

Now you're talking. Room for the party, for fishing, for everything else in this NepToon series. Sleek, stable and style in one beautiful boat.

| NepToon . SPECIFICATIONS | 25TT | 25TT Sport |
|--------------------------|----------------|----------------|
| Hull Type | 3 tube | 3 tube |
| Pontoon Length | 25' | 25' |
| Aluminum Gauge Tube | .100 | .100 |
| Aluminum Gauge Nose Cone | .125 | .125 |
| Deck Size | 8' 6" x 25' 6" | 8' 6" x 25' 6" |
| Boat Weight (Lbs.)* | 2,600 | 2,650 |
| Person Capacity | 16 | 16 |
| Max Capacity (Lbs.) | 4,000 | 4,000 |
| Max Horsepower | 150 | 300 |

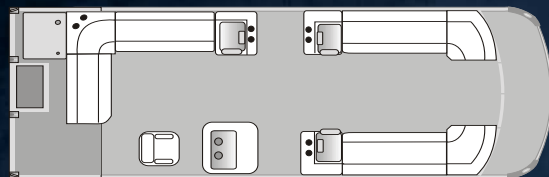
*Boat weights are approximate and do not take in account the weight of the engine





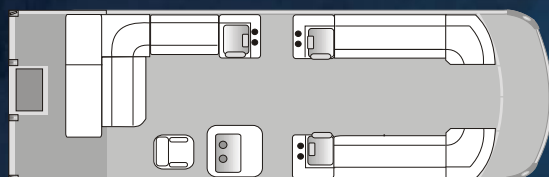
NEPTOON 25 CS SPORT

NepToon 27 CL



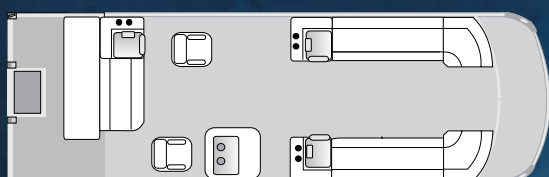
"L" Group Standard Stern

NepToon 27 OL



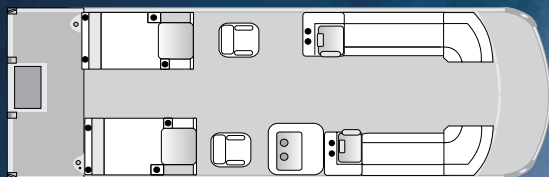
"L" Group Open Stern

NepToon 27 CS



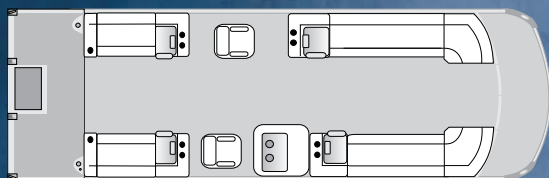
Companion Seat

NepToon 27 RFL



Rear Facing Lounge

NepToon 27 DSL



Dual Stern Lounge

*Additional floorplans available. See dealer for more options.



JC TriToon Marine

Luxury on the lake has never looked or felt better.
Sit back in our specially made in-house seating as
the horsepower gets you moving.

| NepToon . SPECIFICATIONS | 27TT | 27TT Sport |
|--------------------------|----------------|----------------|
| Hull Type | 3 tube | 3 tube |
| Pontoon Length | 27' | 27' |
| Aluminum Gauge Tube | .100 | .100 |
| Aluminum Gauge Nose Cone | .125 | .125 |
| Deck Size | 8' 6" x 27' 6" | 8' 6" x 27' 6" |
| Boat Weight (Lbs.)* | 2,800 | 2,850 |
| Person Capacity | 18 | 18 |
| Max Capacity (Lbs.) | 4,400 | 4,400 |
| Max Horsepower | 150 | 300 |

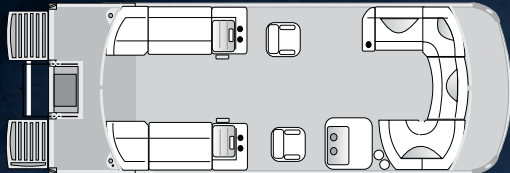
*Boat weights are approximate and do not take in account the weight of the engine



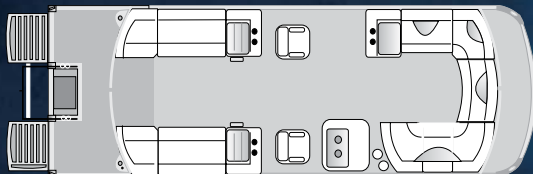


NEPTOON 27 OL SPORT

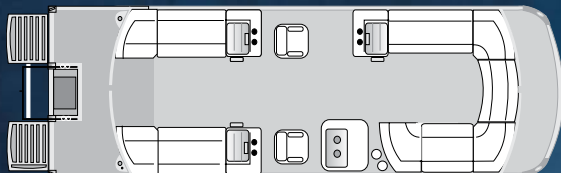
SunLounge 23



SunLounge 25



SunLounge 27



JC TriToon Marine

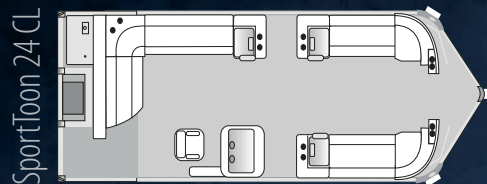
Enjoy a day at the sandbar with this JC favorite.

The open stern area provides a generous swimming platform and superior maneuverability for skiing and tubing. The family will love the spacious, comfortable layout.

| SunLounge . SPECIFICATIONS | 23TT | 23TT Sport | 25TT | 25TT Sport | 27TT | 27TT Sport |
|----------------------------|----------------|----------------|----------------|----------------|----------------|----------------|
| Hull Type | 3 tube | 3 tube | 3 tube | 3 tube | 3 tube | 3 tube |
| Pontoon Length | 23' | 23' | 25' | 25' | 27' | 27' |
| Aluminum Gauge Tube | .100 | .100 | .100 | .100 | .100 | .100 |
| Aluminum Gauge Nose Cone | .125 | .125 | .125 | .125 | .125 | .125 |
| Deck Size | 8' 6" x 23' 6" | 8' 6" x 23' 6" | 8' 6" x 25' 6" | 8' 6" x 25' 6" | 8' 6" x 27' 6" | 8' 6" x 27' 6" |
| Boat Weight (Lbs.)* | 2,200 | 2,250 | 2,400 | 2,450 | 2,600 | 2,650 |
| Person Capacity | 15 | 15 | 16 | 16 | 18 | 18 |
| Max Capacity (Lbs.) | 3,600 | 3,600 | 4,000 | 4,000 | 4,400 | 4,400 |
| Max Horsepower | 150 | 300 | 150 | 300 | 150 | 300 |

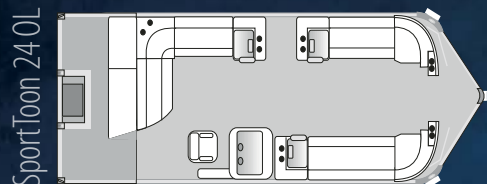
*Boat weights are approximate and do not take in account the weight of the engine





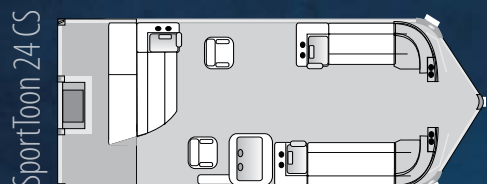
SportToon 24 CL

"L" Group Standard Stern



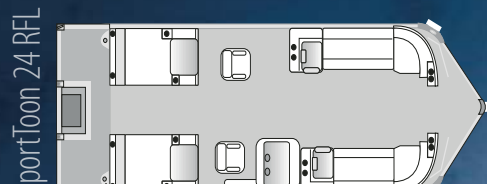
SportToon 24 OL

"L" Group Open Stern



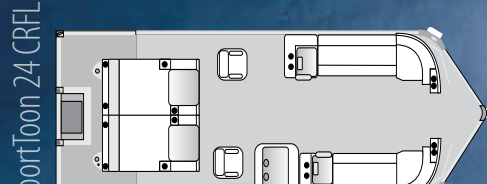
SportToon 24 CS

Companion Seat



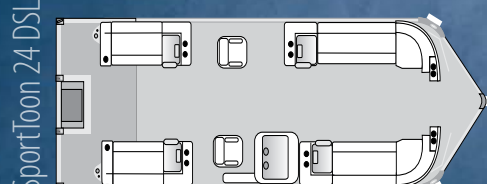
SportToon 24 RFL

Rear Facing Lounge (N/A on 22' SportToon)



SportToon 24 CRFL

Center Rear Facing Lounge (N/A on 22' SportToon)



SportToon 24 DSL

Dual Stern Lounge (N/A on 22' SportToon)

*Additional floorplans available. See dealer for more options.



| SportToon . SPECIFICATIONS | 22TT | 24TT |
|----------------------------|----------------|----------------|
| Hull Type | 3 tube | 3 tube |
| Pontoon Length | 22' | 24' |
| Aluminum Gauge Tube | .100 | .100 |
| Aluminum Gauge Nose Cone | .125 | .125 |
| Deck Size | 8' 6" x 22' 9" | 8' 6" x 24' 9" |
| Boat Weight (Lbs.)* | 2,250 | 2,450 |
| Max Capacity (Lbs.) | 3,200 | 3,600 |
| Person Capacity | 14 | 15 |
| Passenger Capacity (Lbs.) | 2,400 | 2,650 |
| Max Horsepower | 200 | 300 |

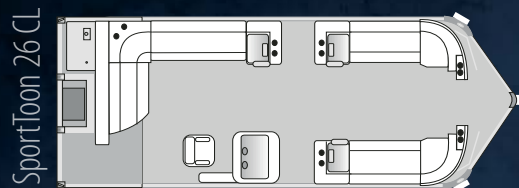
*Boat weights are approximate and do not take in account the weight of the engine

Jc TriToon Marine

Get your moves on in the SportToon. Tight handling and feisty engine force means hours of skiing, tubing and all around jammin' on the water.

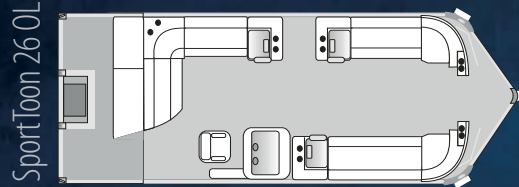






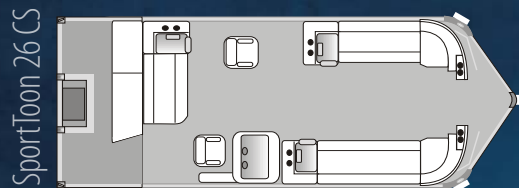
SportToon 26 CL

"L" Group Standard Stern



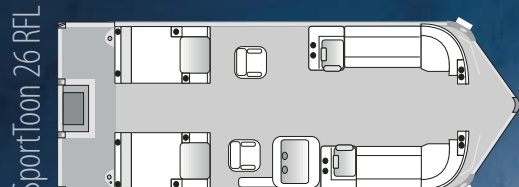
SportToon 26 OL

"L" Group Open Stern



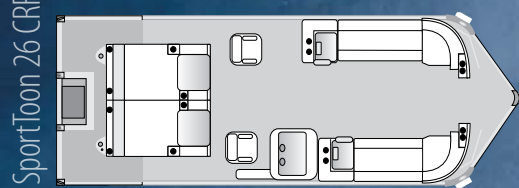
SportToon 26 CS

Companion Seat



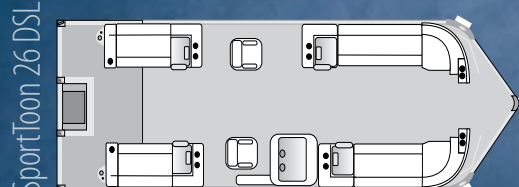
SportToon 26 RFL

Rear Facing Lounge



SportToon 26 CRFL

Center Rear Facing Lounge



SportToon 26 DSL

Dual Stern Lounge

*Additional floorplans available. See dealer for more options.



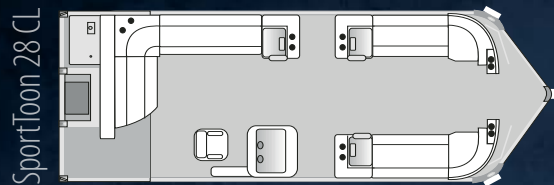
TriToon Marine

Flexible floor plan choices means making the most of your ride, and everyone will notice the iconic profile of a TriToon made boat coming down the channel and sailing across waves.

| SportToon . SPECIFICATIONS | 26TT |
|----------------------------|----------------|
| Hull Type | 3 tube |
| Pontoon Length | 26' |
| Aluminum Gauge Tube | .100 |
| Aluminum Gauge Nose Cone | .125 |
| Deck Size | 8' 6" x 26' 9" |
| Boat Weight (Lbs.)* | 2,650 |
| Max Capacity (Lbs.) | 4,000 |
| Person Capacity | 16 |
| Passenger Capacity (Lbs.) | 2,900 |
| Max Horsepower | 300 |

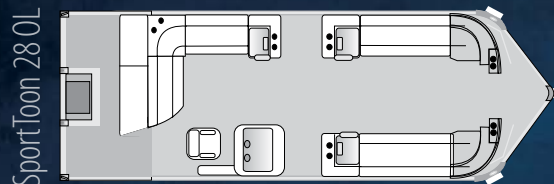
*Boat weights are approximate and do not take in account the weight of the engine





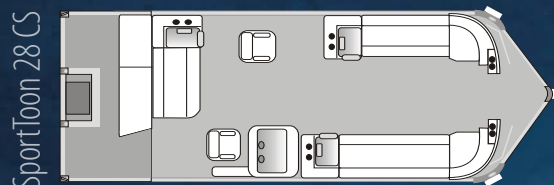
SportToon 28 CL

"L" Group Standard Stern



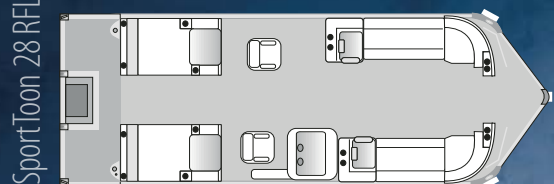
SportToon 28 OL

"L" Group Open Stern



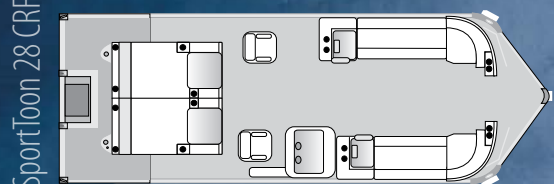
SportToon 28 CS

Companion Seat



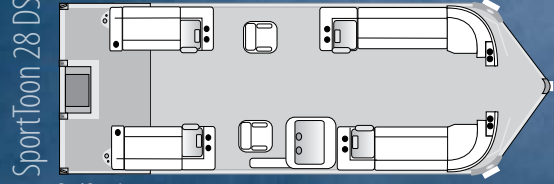
SportToon 28 RFL

Rear Facing Lounge



SportToon 28 CRFL

Center Rear Facing Lounge



SportToon 28 DSL

Dual Stern Lounge

*Additional floorplans available. See dealer for more options.



JC TriToon Marine

Full-on features, spacious deck size, stainless steel, and hefty horsepower. You'll find it all on these SportToon models.

SportToon . SPECIFICATIONS

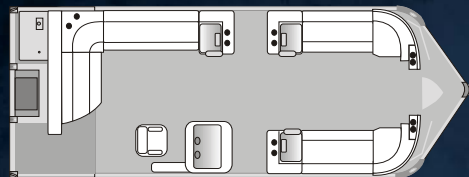
| | 28TT |
|---------------------------|----------------|
| Hull Type | 3 tube |
| Pontoon Length | 28' |
| Aluminum Gauge Tube | .100 |
| Aluminum Gauge Nose Cone | .125 |
| Deck Size | 8' 6" x 28' 9" |
| Boat Weight (Lbs.)* | 2,850 |
| Max Capacity (Lbs.) | 4,400 |
| Person Capacity | 18 |
| Passenger Capacity (Lbs.) | 3,150 |
| Max Horsepower | 300 |

*Boat weights are approximate and do not take in account the weight of the engine



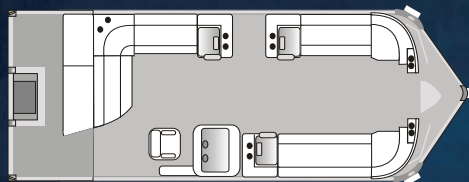
SPORTTOON 28 RFL SPORT

TriToon CL



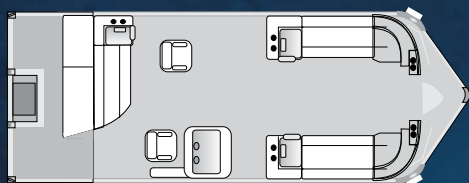
"L" Group Standard Stern

TriToon OL



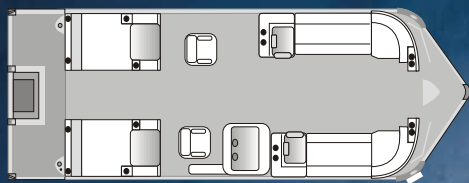
"L" Group Open Stern

TriToon CS



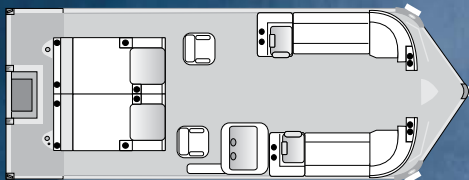
Companion Seat

TriToon RFL



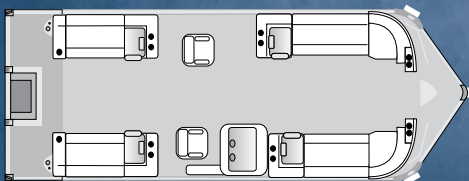
Rear Facing Lounge

TriToon CRFL



Center Rear Facing Lounge

TriToon DSL



Dual Stern Lounge

*Additional floorplans available. See dealer for more options.



TRITOON CLASSIC 266 CL



TRITOON CLASSIC 246 CS

JC TriToon Marine

Make it your own. Get ready for an iconic experience in the namesake TriToon. Fill your chapters with stories of loving life in the waves and on the shore.



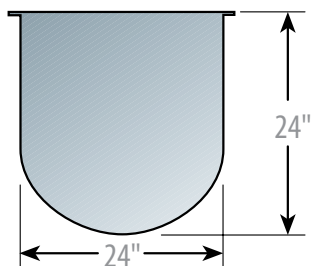
TRITOON CLASSIC 266 CL

| SPECIFICATIONS | TriToon™ Classic O/B 226 | TriToon™ Classic O/B 246 | TriToon™ Classic O/B 266 | TriToon™ Classic O/B 306 | TriToon™ Classic I/O 246 | TriToon™ Classic I/O 266 | TriToon™ Classic I/O 306 |
|---------------------------|-----------------------------|-----------------------------|-----------------------------|-----------------------------|-----------------------------|-----------------------------|-----------------------------|
| Hull Type | tri-hull | tri-hull | tri-hull | tri-hull | tri-hull | tri-hull | tri-hull |
| Pontoon Length | 22' | 24' | 26' | 30' | 24' | 26' | 30' |
| Aluminum Gauge Tube | .125 | .125 | .125 | .125 | .125 | .125 | .125 |
| Aluminum Gauge Nose Cone | .125 | .125 | .125 | .125 | .125 | .125 | .125 |
| Deck Size | 8' 6" x 22' 7" | 8' 6" x 24' 7" | 8' 6" x 26' 7" | 8' 6" x 30' 7" | 8' 6" x 24' 7" | 8' 6" x 26' 7" | 8' 6" x 30' 7" |
| Boat Weight (Lbs.)* | 2,900 | 3,150 | 3,400 | 3,900 | 4,150 | 4,400 | 4,900 |
| Max Capacity (Lbs.) | 3,350 | 3,850 | 4,200 | 4,900 | 3,850 | 4,200 | 4,900 |
| Person Capacity | 14 | 15 | 16 | 20 | 15 | 16 | 20 |
| Passenger Capacity (Lbs.) | 2,500 | 2,750 | 3,000 | 3,600 | 2,750 | 3,000 | 3,600 |
| Max Horsepower | 250 | 300 | 300 | 300 | 350 | 350 | 350 |

*Boat weights are approximate and do not take in account the weight of the engine





JC TriToons™ Classics are constructed of .125, NepToons, SunLoungers and Spirits of .100 marine aluminum throughout the main tube body with a .125 nose cone (.125 TriToons™) – the strongest on the market.



JC Tube

Tube has more flotation than a 25" round with an advanced U-shaped design.



Primary Colors

(All Models)



Accent Colors

(All Models)



Side Panels

Available in either High Gloss Classic White, Black, Blue, Wineberry, Champagne or Red on all models.



COMPARE THE JC DIFFERENCE

If you are seriously researching our boats, then you have already ruled out the majority of pontoons currently on the market. You are now comparing us to the three or four premium manufacturers that build a pontoon in our price and quality range. There are many good pontoons in our price range. As you make your buying decision, we wish to point out a few of the standard and optional features on our pontoons that truly make the JC difference.

- ✓ TriToon™ Classic hull is made of .125 gauge aluminum, approximately 40% thicker than our typical three-tube competition.
- ✓ TriToon™ Classic available with MerCruiser power to 320 hp.
- ✓ Tubes bolted directly to the structural cross-members with heavy stainless steel bolts and lock nuts.
- ✓ All Spirit and NepToon SuperTubes have baffles and are pressure tested to assure that they are air-tight [NO foam] before leaving the factory.
- ✓ Aluminum bottom skin is standard on all three-tubed models.
- ✓ 45 gallon fuel capacity is standard on all NepToon TT, SportToon TT, TriToon™ and Spirit TT models.
- ✓ JC pontoons have standard rails finished with durable, attractive white or black powder coating.
- ✓ .250 gauge transoms are standard on all TriToon™ Classic models.
- ✓ JC bimini tops are made of Sunbrella®.
- ✓ Top-of-the-line waterproof Clarion AM/FM/CD is standard on all JC pontoons. (Spirit uses 3 1/2" diameter AM/FM/iPod interface)
- ✓ "Designer Series" carpeting is stretched and stapled to the deck rather than glued.
- ✓ Solid extruded aluminum skid bar welded to all JC tubes.
- ✓ Standard in-deck anchor locker on TriToon™ Classic models.
- ✓ Bow cabinet "pods" with built-in SS lights. (TriToon/SportToon)
- ✓ Sirius satellite radio is standard on TriToon™ and SportToon and is optional on NepToon.

2016 SPIRIT FEATURES

STANDARDS













































































































































OPTIONS

| Spirit | Spirit TT Fish | Spirit TT Sport | |
|--------|----------------|-----------------|---------------------------------------------------------------------------|
| ✓ | ✓ | ✓ | Color Side Panels (Black, Blue, Red, Champagne, or White) |
| ✓ | ✓ | ✓ | Starboard Gate (Available on Some Models) |
| ✓ | ✓ | ✓ | XL Starboard Bow Lounge with No Starboard Gate (Available on Some Models) |
| ✓ | ✓ | ✓ | Changing Room (Available on Some Models) |
| ✓ | ✓ | ✓ | Sun Deck (Available on Some Models) |
| ✓ | ✓ | ✓ | .100 Gauge Aluminum Tubes |
| ✓ | ✓ | ✓ | .125 Gauge Aluminum Nose-Cones |
| ✓ | ✓ | ✓ | 16" on Center Cross Members |
| ✓ | ✓ | ✓ | 24" on Center Cross Members |
| ✓ | ✓ | ✓ | 2 U-Shaped SuperTubes |
| ✓ | ✓ | ✓ | 3 U-Shaped SuperTubes (TT Only) |
| ✓ | ✓ | ✓ | Aluminum Bottom Skin (TT Only) |
| ✓ | ✓ | ✓ | 3/4" Wolmanized Deck |
| ✓ | ✓ | ✓ | 9' Bimini Top |
| ✓ | ✓ | ✓ | Roto-Molded Seat Bases |
| ✓ | ✓ | ✓ | SS Stern Ladder |
| ✓ | ✓ | ✓ | SS Cleats |
| ✓ | ✓ | ✓ | L-Group Stern Seating with Chaise (Available on Some Models) |
| ✓ | ✓ | ✓ | Bow Lounges with Chaise (Available on Some Models) |
| ✓ | ✓ | ✓ | 3 1/2" Diameter AM/FM/iPod Interface |
| ✓ | ✓ | ✓ | Four Speakers |
| ✓ | ✓ | ✓ | 12 Gallon Fuel Tank (Twin Tube Only) |
| ✓ | ✓ | ✓ | 45 Gallon Fuel Tank (TT) |
| ✓ | ✓ | ✓ | 30 oz. Designer Series Carpet |
| ✓ | ✓ | ✓ | Fiberglass Console |
| ✓ | ✓ | ✓ | Courtesy Light on Helm |
| ✓ | ✓ | ✓ | Tach and Speedo |
| ✓ | ✓ | ✓ | Fuel Gauge |
| ✓ | ✓ | ✓ | 20" Cocktail Table/Stern |
| ✓ | ✓ | ✓ | Horn |
| ✓ | ✓ | ✓ | Cooler |
| ✓ | ✓ | ✓ | Extra Wide Stern Gate |
| ✓ | ✓ | ✓ | Captain's Chair |
| ✓ | ✓ | ✓ | Mooring Cover |
| ✓ | ✓ | ✓ | 2 Bass Seats/2 Bases |
| ✓ | ✓ | ✓ | 2 Bass Seats/4 Bases (243 Only) |
| ✓ | ✓ | ✓ | Livewell |
| ✓ | ✓ | ✓ | 10' Bimini with 1" Bimini Frame |

| Spirit | Spirit TT Fish | Spirit TT Sport | |
|--------|----------------|-----------------|------------------------------------------------------------|
| ✓ | ✓ | ✓ | Free Standing Cooler Table |
| ✓ | ✓ | ✓ | Hydraulic Steering with Tilt Wheel |
| ✓ | ✓ | ✓ | Movable Cup Holders |
| ✓ | ✓ | ✓ | Aluminum Bottom Skin (Standard on TT) |
| ✓ | ✓ | ✓ | Ski Tow |
| ✓ | ✓ | ✓ | Heavy Duty Aluminum Ski Tow |
| ✓ | ✓ | ✓ | Windshield |
| ✓ | ✓ | ✓ | Docking Lights with Pod |
| ✓ | ✓ | ✓ | CMD8 Clarion CD/AM/FM with Speakers and iPod Interface |
| ✓ | ✓ | ✓ | iPod Connectivity adds Bluetooth |
| ✓ | ✓ | ✓ | Garmin echoMAP™ S3 LakeVü™ HD |
| ✓ | ✓ | ✓ | Deluxe Instrument Panel (Includes Trim and Water Pressure) |
| ✓ | ✓ | ✓ | Trim Gauge |
| ✓ | ✓ | ✓ | Water Pressure Gauge |
| ✓ | ✓ | ✓ | Hour Meter |
| ✓ | ✓ | ✓ | Water/Fuel Filter |
| ✓ | ✓ | ✓ | Tilt Steering Wheel |
| ✓ | ✓ | ✓ | Cover for Helm and Captain's Chair |
| ✓ | ✓ | ✓ | Reclining Captain's Chair with Arms |
| ✓ | ✓ | ✓ | Bimini Extension of 6.5' |
| ✓ | ✓ | ✓ | 1" Bimini Frame |
| ✓ | ✓ | ✓ | Quick Release Fittings |
| ✓ | ✓ | ✓ | Choice of Pre-Rigs |
| ✓ | ✓ | ✓ | Cocktail Table/Bow |
| ✓ | ✓ | ✓ | Stern with JC Grass Flooring |
| ✓ | ✓ | ✓ | Lifting Fins (Optional on all TT Models Only Except 201) |

2016 NEPTOON & SUNLOUNGER FEATURES

STANDARDS | OPTIONS

| NepToon TT | NepToon TT Sport | SunLounger TT | SunLounger TT Sport | |
|-------------------------------------------------------------------------------------|-------------------------------------------------------------------------------------|-------------------------------------------------------------------------------------|-------------------------------------------------------------------------------------|---------------------------------------|
|  |  |  |  | White Powder-Coated Rails |
|  |  |  |  | 3/4" Wolmanized Deck |
|  |  |  |  | 10' Sunbrella Bimini Top |
|  |  |  |  | Roto-Molded Seat Bases |
|  |  |  |  | Two Bow Lounges |
|  |  |  |  | L-Group Seating |
|  |  |  |  | Movable Gate Seat |
|  |  |  |  | Stern Pull-Out Lounges |
|  |  |  |  | Headrests |
|  |  |  |  | 30 oz. Marine Carpet |
|  |  |  |  | Fiberglass Console |
|  |  |  |  | Tach, Speedo, and Fuel Gauge |
|  |  |  |  | Helm and Captain's Chair Cover |
|  |  |  |  | Cocktail Table |
|  |  |  |  | Tilt Steering Wheel |
|  |  |  |  | Halogen Docking Lights |
|  |  |  |  | LED Nav Lights |
|  |  |  |  | Flip-Top Helm |
|  |  |  |  | Horn |
|  |  |  |  | SS Stern Ladder and SS Cleats |
|  |  |  |  | Reclining Captain's Chair with Arms |
|  |  |  |  | Windshield |
|  |  |  |  | Polished Aluminum Corner Castings |
|  |  |  |  | Clarion CMD8 CD/AM/FM |
|  |  |  |  | iPod Interface |
|  |  |  |  | Heavy Duty Aluminum Ski Tow |
|  |  |  |  | 45 Gallon Fuel Tank |
|  |  |  |  | Power Assisted Hydraulic Steering |
|  |  |  |  | JC Grass in Stern Area |
|  |  |  |  | Upholstery Trim Package |
|  |  |  |  | SS Bimini Fittings |
|  |  |  |  | Stern Pull Out Lounges |
|  |  |  |  | 12 Volt Receptacles in Stern Area |
|  |  |  |  | Companion Seat |
|  |  |  |  | Arm Rests on Lounger Arms (Fold Down) |










































































































| NepToon TT | NepToon TT Sport | SunLounger TT | SunLounger TT Sport | |
|-------------------------------------------------------------------------------------|-------------------------------------------------------------------------------------|-------------------------------------------------------------------------------------|-------------------------------------------------------------------------------------|------------------------------------|
|  |  |  |  | Changing Room * |
|  |  |  |  | Free Standing Table with Cooler |
|  |  |  |  | Bluetooth |
|  |  |  |  | JL Speakers 7.7 |
|  |  |  |  | JL Deluxe Sound System 8.8 |
|  |  |  |  | Oval Table in Bow |
|  |  |  |  | L-Group and Bow Lounge Modules |
|  |  |  |  | Lounger with Storage |
|  |  |  |  | Lounger with Cooler |
|  |  |  |  | Lounger with Trash Container |
|  |  |  |  | Double Wide Bucket Seat |
|  |  |  |  | Adjustable Height Table Leg |
|  |  |  |  | Digital Depth Gauge |
|  |  |  |  | Deluxe Instrument Panel |
|  |  |  |  | Hour Meter * |
|  |  |  |  | Dual Battery Switch |
|  |  |  |  | Garmin echoMAP™ 53 LakeVü™ HD |
|  |  |  |  | Heavy Duty SS Ski Tow |
|  |  |  |  | Hydraulic Steering (1.7 Ratio) |
|  |  |  |  | Hydraulic Steering (2.4 Ratio) |
|  |  |  |  | Sirius Satellite Radio |
|  |  |  |  | Movable Cup Holders |
|  |  |  |  | 6.5' Bimini Extension |
|  |  |  |  | 12' Power Bimini |
|  |  |  |  | SS Cupholders |
|  |  |  |  | SS Fender Holders with Two Fenders |







| NepToon TT | NepToon TT Sport | SunLounger TT | SunLounger TT Sport | |
|---------------------------------------------------------------------------------------|---------------------------------------------------------------------------------------|---------------------------------------------------------------------------------------|---------------------------------------------------------------------------------------|----------------------------------------------------------------|
|  |  |  |  | Quick Release Bimini Fittings |
|  |  |  |  | Bimini Trailing Arm |
|  |  |  |  | SS Bow Rails |
|  |  |  |  | Dual Rear Swim Platform |
|  |  |  |  | Single Rear Swim Platform |
|  |  |  |  | Mooring Cover |
|  |  |  |  | Seat Covers |
|  |  |  |  | JC Grass Decking (Replaces Carpet) |
|  |  |  |  | In-Tube Ski Storage |
|  |  |  |  | Wake Board Tower |
|  |  |  |  | Courtesy Lights |
|  |  |  |  | Lifting Fins |
|  |  |  |  | Raised Helm Platform |
|  |  |  |  | Reclining Captain's Chair |
|  |  |  |  | Underwater Stern Lights (Blue) |
|  |  |  |  | Fuel/Water Filter |
|  |  |  |  | Ski Mirror |
|  |  |  |  | SS Rubrail |
|  |  |  |  | Under Side Trim Rail Lighting (Amber) |
|  |  |  |  | SS Logos |
|  |  |  |  | Open Stern Floorplan |
|  |  |  |  | Companion Seat Floorplan |
|  |  |  |  | Rear Facing Lounges (RFL) (N/A on 21' Neptoon and SunLoungers) |
|  |  |  |  | Slide-Out Bow Lounge Extension |
|  |  |  |  | Fold Down Arms |

*No charge option.

2016 TRITOON CLASSIC & SPORTTOON FEATURES

STANDARDS | OPTIONS

| TriToon I/O | TriToon O/B | SportToon TT | |
|-------------------------------------------------------------------------------------|-------------------------------------------------------------------------------------|-------------------------------------------------------------------------------------|-------------------------------------------------------|
|  |  |  | 10' Bimini with SS Hardware |
|  |  |  | SS Bow Rails |
|  |  |  | SS Bow and Stern Gates |
|  |  |  | SS Cleats |
|  |  |  | Horn |
|  |  |  | Powder Coated Rail Pack |
|  |  |  | SS Cupholders |
|  |  |  | Helm Cover |
|  |  |  | Captain's Chair Cover |
|  |  |  | Roto-Molded Seat Bases |
|  |  |  | Rear Sundeck with SS Rail (Available on Some Models)* |
|  |  |  | Flip-Top Helm |
|  |  |  | Tilt Steering Wheel |
|  |  |  | Full Instrumentation |
|  |  |  | 36 oz. Marine Carpet |
|  |  |  | Cocktail Table (Stern) |
|  |  |  | CMD8 Clarion CD/AM/FM and iPod Interface |
|  |  |  | JL Speakers |
|  |  |  | Sirius Satellite Radio |
|  |  |  | SS Stern Boarding Ladder |
|  |  |  | SS Docking Lights |
|  |  |  | Courtesy Lights |
|  |  |  | Windshield (Quick Release) |
|  |  |  | Two Bow Lounges |
|  |  |  | Polished Aluminum Corner Castings |
|  |  |  | L-Group Stern Seating |
|  |  |  | 45 Gallon Fuel Tank |
|  |  |  | Reclining Captain's Chair |
|  |  |  | Garelick Heavy Duty Pedestal |
|  |  |  | 1" Bimini Frame |
|  |  |  | SS Logos |
|  |  |  | Aluminum Bottom Skin |
|  |  |  | SS Rubrail |
|  |  |  | Hydraulic Steering (1.7 Ratio) |
|  |  |  | Power Assist for Hyd. Steering |

| TriToon I/O | TriToon O/B | SportToon TT | |
|-------------------------------------------------------------------------------------|-------------------------------------------------------------------------------------|-------------------------------------------------------------------------------------|-----------------------------------------|
|  |  |  | Sundeck with Changing Room* |
|  |  |  | SS Corner Castings |
|  |  |  | SS Fender Holder with Fenders |
|  |  |  | Two Captains' Chairs Replace Bow Lounge |
|  |  |  | Free Standing Table with Cooler |
|  |  |  | Oval Table in Bow |
|  |  |  | Adjustable Height Table Leg |
|  |  |  | Battery |
|  |  |  | Second Battery |
|  |  |  | Dual Battery Switch |
|  |  |  | Garmin echoMAP™ S3 LakeVü™ HD |
|  |  |  | SS Cupholders |
|  |  |  | Movable Cupholders |
|  |  |  | 6.5' Bimini Extension |
|  |  |  | 1 1/4" Bimini Frame |
|  |  |  | 12' Power Bimini |
|  |  |  | Quick Release for Bimini Top |
|  |  |  | Bimini Trailing Arm |
|  |  |  | Bluetooth |
|  |  |  | Porta Potti |
|  |  |  | Choice of Pre-Rigs |
|  |  |  | Mooring Cover |
|  |  |  | JC Grass Decking (Replaces Carpet) |
|  |  |  | Full Rear Swim Platform |
|  |  |  | Dual Rear Swim Platform |


| TriToon I/O | TriToon O/B | SportToon TT | |
|---------------------------------------------------------------------------------------|---------------------------------------------------------------------------------------|---------------------------------------------------------------------------------------|---------------------------------------------------------------------|
|  |  |  | Single Rear Swim Platform |
|  |  |  | MerCruiser Upgrade |
|  |  |  | 4.3 L MerCruiser |
|  |  |  | Hydraulic Steering (2.4 Ratio) |
|  |  |  | Seat Covers |
|  |  |  | Hardtop Sun Platform (Available on 26' Models Only) |
|  |  |  | Bilge Pump |
|  |  |  | Wake Board Tower (Stainless Steel) |
|  |  |  | Wake Board Tower (Powder Coated Aluminum) (Available Only with RFL) |
|  |  |  | Lifting Fins |
|  |  |  | Raised Helm Platform |
|  |  |  | Fuel/Water Filter |
|  |  |  | Underwater Stern Lights (Blue) |
|  |  |  | Rear Facing Lounger Floorplan (RFL) |
|  |  |  | Open Stern Floorplan* |
|  |  |  | Companion Seat Floorplan |
|  |  |  | Under Side Trim Lighting (Amber) |
|  |  |  | Slide-Out Bow Lounge Extensions |
|  |  |  | Ski Mirror |
|  |  |  | L-Group with Choice of End Module |
|  |  |  | Bow Lounges with Choice of End Module |
|  |  |  | L-Group and Bow Lounge Modules |
|  |  |  | Lounger with Storage |
|  |  |  | Lounger with Cooler |
|  |  |  | Lounger with Trash Container |
|  |  |  | Lounger Upgrade |
|  |  |  | Folding Arm Rest |
|  |  |  | Upright Cooler |
|  |  |  | Changing Room (Lounger Arm) |

*No charge option.


2016 JC TRITOON MARINE FEATURES

-  Spirit
-  NepToon
-  SportToon
-  TriToon Classic
-  SunLounger


(Some items are standard in one series and optional in another. Please refer to charts on pages 25-27.)




SportToon and TriToon™ Classic helm




NepToon and SunLounger helm




Spirit helm




Raised helm platform



Flip-top easy access




Reclining captain's chair




Ski mirror




Headrest detail



Double-wide seat in bow



Roto-cast seat base with storage




Optional removable bow gate seat




Lounger with armrest/headrest




Optional remote spotlight




SS wakeboard tower with optional speakers



SS bimini fittings




Optional SS corner castings



Optional movable SS cupholder




Standard 10' and optional 16.5' bimini




12' optional power bimini shown in fully down, radar and fully extended position




Garmin echoMAP™ 53 LakeVü™ HD








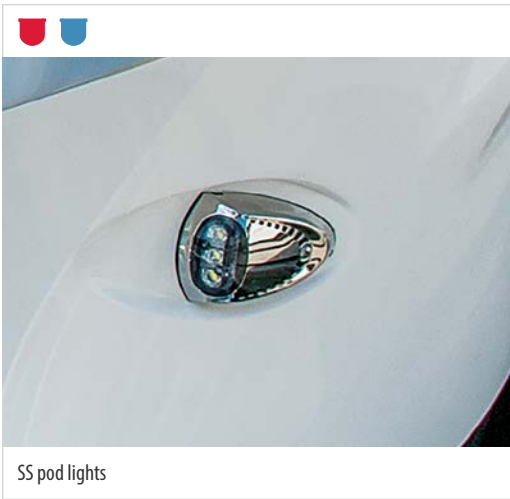
Optional free-standing table



Hidden lounge end storage compartment




Sea-rail table with optional adjustable table leg





SS gates




NepToon/SunLounger gate



Sirius satellite radio




Clarion CD/AM/FM




JL speakers with amber back light



LED stern ladder



Under trim lights



Stainless steel rub rail

Power & Performance



MERCURY MerCruiser **MERCURY** Outboards



HONDA MARINE



EVINRUDE



SUZUKI MARINE

JC TriToon Marine uses
Sunbrella material

sunbrella[®]
MARINE



Limited lifetime warranty
of pontoons

•

Limited lifetime warranty
of structural components

•

5 Year bow to stern warranty
on all other components

*Complete warranty details and conditions
are available from your dealer.*

JC Manufacturing, Inc.

P.O. Box 340

North Webster, IN 46555

Ph: 574.834.2881

Fx: 574.834.7307

E-Mail: jc@jcpontoon.com

www.jcpontoon.com



Dealer